



APPROVALS




 **ENGINEERING CODE**
8420A04


 **APPROVED REFRIGERANT**
R-290

 **POWER SUPPLY**
220-240 V 50 Hz

 **STANDARD CONDITIONS**
EN12900

 **APPLICATION**
MBP

 **COOLING CAPACITY**
1395 W (MBP)

 **EFFICIENCY**
1.87 W/W (MBP)

 **MOTOR TYPE**
CSCR

 **STARTING TORQUE**
HST

DATA

General Data

Type	Hermetic reciprocating
Technology Type	On-Off
Displacement	20.44 cm ³
Compressor Cooling	Fan/NotControlled/220
Fan Air Flow	520 m ³ /h
Expansion Device	Capillary Tube or Expansion Valve
Horse Power	1 hp
Max Condensing Pressure Operating	18.07 bar
Max Condensing Pressure Peak	20.17 bar
Power Supply	220-240 V 50 Hz
Evaporating Temperature Range	-20 °C to 10 °C

Electrical Data

Motor type	CSCR
Starting Torque	HST
Start Winding Resistance	9 Ω at 25° C
Run Winding Resistance	2.3 Ω at 25° C

Mechanical Data

Maximum Recommended Refrigerant Charge	150 g
Oil Charge	450 ml
Oil Type Configuration	ESTER
Oil Type Viscosity	ISO22
Pressurization	Without dry air charge
Weight	17 Kg
Free Internal Volume	3.3 L

Electrical Components

	Description
Run Capacitor	15
Start Capacitor	43-53 Uf / 330 V
CSR / CSIR Box	YES
Starting Device	RVA4AL3C-560
Motor Protection	T0485/G9

External Characteristics

Base Plate	Universal	
Tray Holder	No	
Height	220 mm	
Connector	Internal Diameter	Shape
Suction	9.6 mm	Vertical/Copper
Discharge	6.42 mm	Vertical/Copper
Process	6.42 mm	Vertical/Copper

PERFORMANCE

Rated Points

Condensing Temperature	Evaporating Temperature	Cooling Capacity	Power Consumption	Current	Gas Flow Rate	Efficiency
45.00°C	-10.00°C	1395 W	746 W	4.05 A	17.17 kg/h	1.87 W/W

Test Condition: EN12900MBP, Fan/NotControlled/220, Return Gas 20°C, Evaporation -10.00°C, Condensing 45.00°C, Ambient 35°C, Liquid 45°C, Subcooling OK. Data in accordance to EN

12900:2013 and AHRI 540:2015 polynomial equation and uncertainty guidance.

Performance Curve Data

Condensing Temperature 35°C

Evaporating Temperature °C	Cooling Capacity W	Power W	Current A	Gas Flow Rate kg/h	Efficiency W/W
-20	1054	593	3.46	11.67	1.78
-15	1324	644	3.64	14.76	2.06
-10	1639	690	3.81	18.36	2.38
-5	2004	732	3.98	22.58	2.74
0	2423	770	4.13	27.50	3.15
5	2902	804	4.27	33.23	3.61
10	3444	834	4.4	39.85	4.13

Test Condition: EN12900MBP, Fan/NotControlled/220, Return Gas 20°C, Ambient 35°C, Subcooling OK. Data in accordance to EN 12900:2013 and AHRI 540:2015 polynomial equation and uncertainty guidance.

Condensing Temperature 45°C

Evaporating Temperature °C	Cooling Capacity W	Power W	Current A	Gas Flow Rate kg/h	Efficiency W/W
-20	881	623	3.6	10.73	1.41
-15	1117	686	3.83	13.68	1.63
-10	1395	746	4.05	17.17	1.87
-5	1719	804	4.26	21.29	2.14
0	2093	860	4.47	26.14	2.43
5	2522	914	4.68	31.81	2.76
10	3010	964	4.88	38.40	3.12

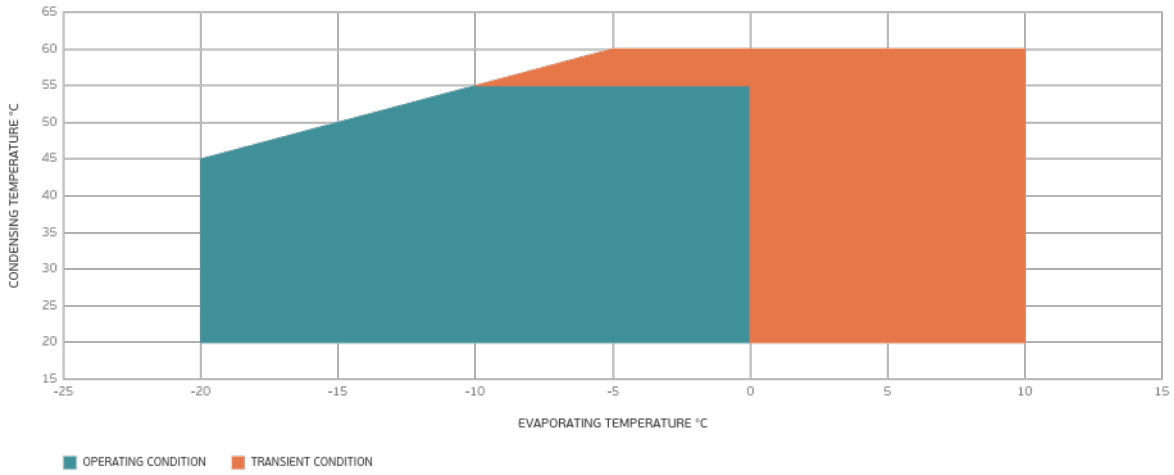
Test Condition: EN12900MBP, Fan/NotControlled/220, Return Gas 20°C, Ambient 35°C, Subcooling OK. Data in accordance to EN 12900:2013 and AHRI 540:2015 polynomial equation and uncertainty guidance.

Condensing Temperature 55°C

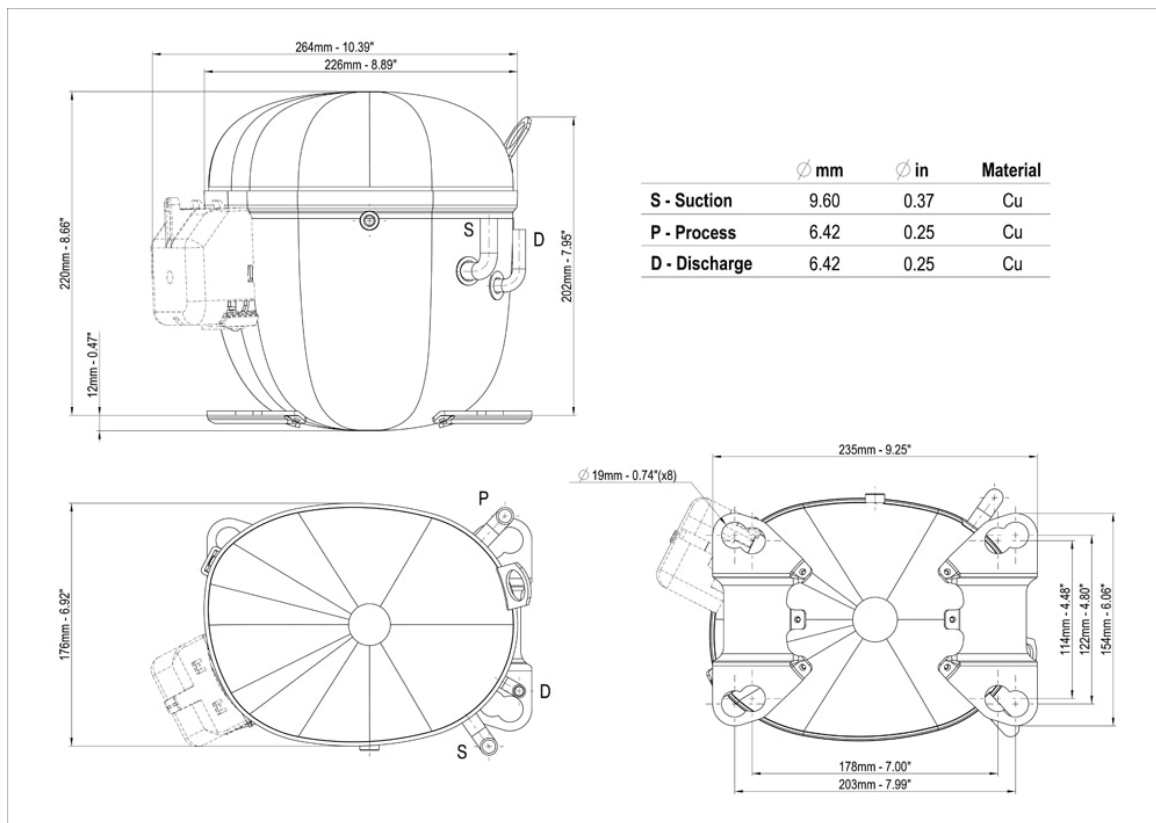
Evaporating Temperature °C	Cooling Capacity W	Power W	Current A	Gas Flow Rate kg/h	Efficiency W/W
-10	1165	798	4.22	15.99	1.46
-5	1443	866	4.5	19.98	1.67
0	1768	933	4.77	24.71	1.89
5	2144	1000	5.04	30.28	2.14
10	2575	1065	5.31	36.80	2.42

Test Condition: EN12900MBP, Fan/NotControlled/220, Return Gas 20°C, Ambient 35°C, Subcooling OK. Data in accordance to EN 12900:2013 and AHRI 540:2015 polynomial equation and uncertainty guidance.

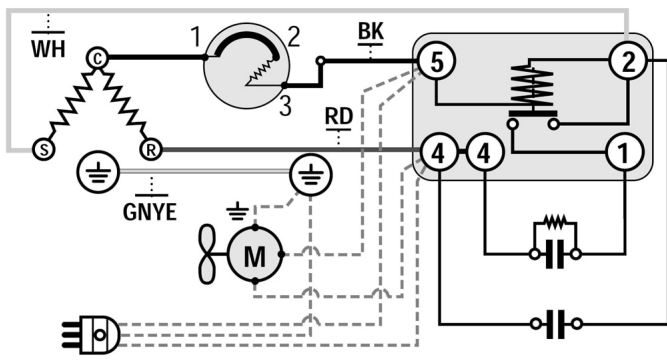
Operating Envelope



External Dimensions



Wiring Diagram



Assembly Instructions

