


APPROVALS




 **ENGINEERING CODE**
142HA13


 **APPROVED REFRIGERANT**
R-134a

 **POWER SUPPLY**
220-240 V 50 Hz

 **STANDARD CONDITIONS**
EN12900

 **APPLICATION**
HBP

 **COOLING CAPACITY**
2597 W (HBP)

 **EFFICIENCY**
2.24 W/W (HBP)

 **MOTOR TYPE**
CSCR

 **STARTING TORQUE**
HST

DATA

General Data

Type	Hermetic reciprocating
Technology Type	On-Off
Displacement	34.38 cm ³
Compressor Cooling	Fan/NotControlled/220
Fan Air Flow	800 m ³ /h
Expansion Device	Capillary Tube or Expansion Valve
Horse Power	1 1/4 hp
Max Condensing Pressure Operating	13.92 bar
Max Condensing Pressure Peak	15.62 bar
Power Supply	220-240 V 50 Hz
Evaporating Temperature Range	-15 °C to 10 °C

Electrical Data

Motor type	CSCR
Starting Torque	HST
Start Winding Resistance	8.7 Ω at 25° C
Run Winding Resistance	2 Ω at 25° C

Mechanical Data

Maximum Recommended Refrigerant Charge	800 g
Oil Charge	750 ml
Oil Type Configuration	ESTER
Oil Type Viscosity	ISO22
Pressurization	Dry air charge
Weight	19.8 Kg
Free Internal Volume	3.9 L

Electrical Components

	Description
Start Capacitor	72-88 Uf / 330 V
CSR / CSIR Box	YES
Starting Device	RVA4M3C-109
Run Capacitor	17.5
Motor Protection	T0335/C9

External Characteristics

Base Plate	Large	
Tray Holder	No	
Height	253 mm	
Connector	Internal Diameter	Shape
Suction	9.6 mm	Vertical/Copper
Discharge	8 mm	Slanted J/Copper
Process	6.42 mm	Vertical/Copper

PERFORMANCE

Rated Points

Condensing Temperature	Evaporating Temperature	Cooling Capacity	Power Consumption	Current	Gas Flow Rate	Efficiency
50.00°C	5.00°C	2597 W	1159 W	5.5 A	65.36 kg/h	2.24 W/W

Test Condition: EN12900HBP, Fan/NotControlled/220, Return Gas 20°C, Evaporation 5.00°C, Condensing 50.00°C, Ambient 35°C, Liquid 50°C, Subcooling OK. Data in accordance to EN 12900:2013

and AHRI 540:2015 polynomial equation and uncertainty guidance.

Performance Curve Data

Condensing Temperature 35°C

Evaporating Temperature °C	Cooling Capacity W	Power W	Current A	Gas Flow Rate kg/h	Efficiency W/W
-15	1433	699	3.68	30.34	2.05
-10	1821	778	3.97	38.73	2.34
-5	2266	852	4.26	48.44	2.66
0	2773	926	4.56	59.64	2.99
5	3347	1006	4.86	72.51	3.33
10	3990	1096	5.17	87.25	3.64

Test Condition: EN12900HBP, Fan/NotControlled/220, Return Gas 20°C, Ambient 35°C, Subcooling OK. Data in accordance to EN 12900:2013 and AHRI 540:2015 polynomial equation and uncertainty guidance.

Condensing Temperature 45°C

Evaporating Temperature °C	Cooling Capacity W	Power W	Current A	Gas Flow Rate kg/h	Efficiency W/W
-15	1148	715	3.72	26.65	1.61
-10	1493	818	4.1	34.82	1.83
-5	1891	916	4.48	44.33	2.07
0	2345	1013	4.88	55.36	2.32
5	2860	1114	5.29	68.09	2.57
10	3440	1224	5.7	82.71	2.81

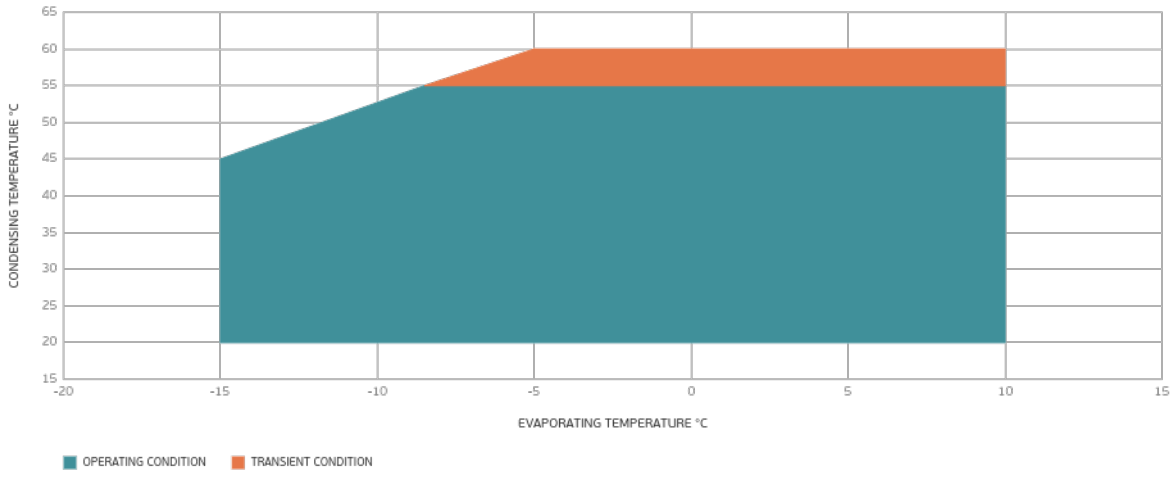
Test Condition: EN12900HBP, Fan/NotControlled/220, Return Gas 20°C, Ambient 35°C, Subcooling OK. Data in accordance to EN 12900:2013 and AHRI 540:2015 polynomial equation and uncertainty guidance.

Condensing Temperature 55°C

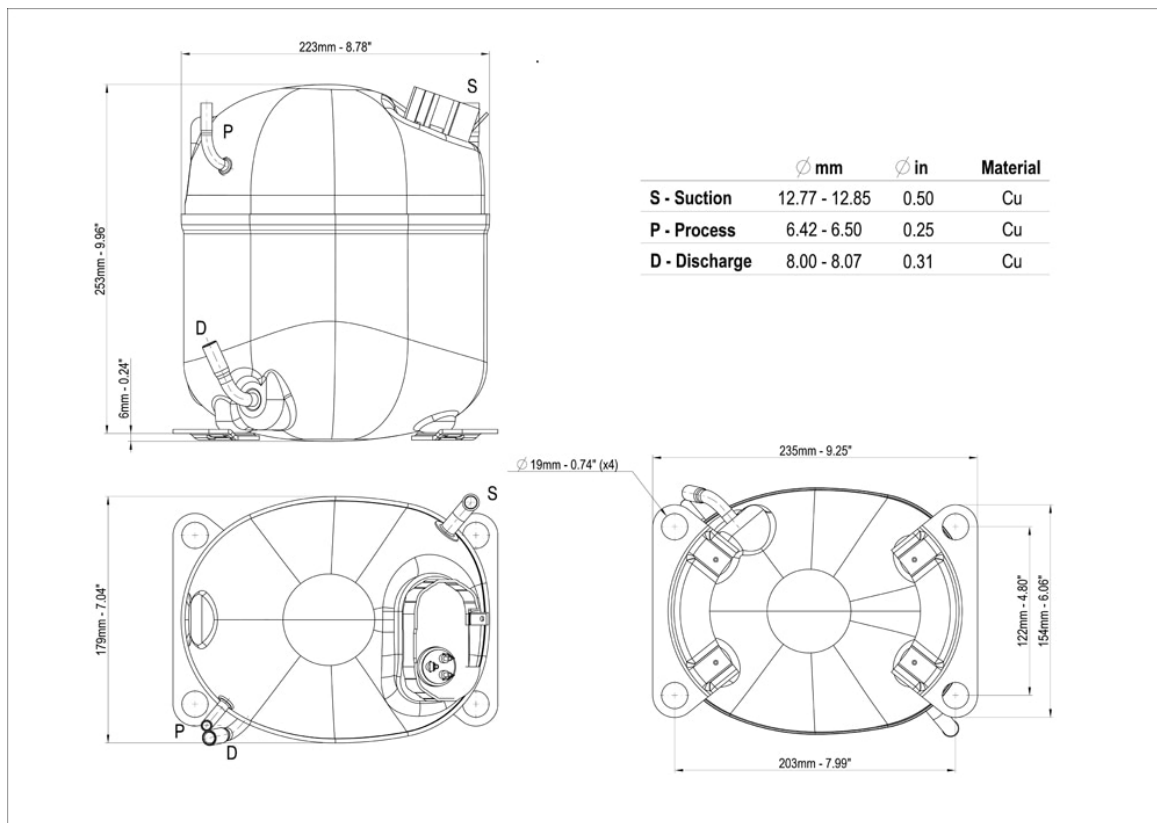
Evaporating Temperature °C	Cooling Capacity W	Power W	Current A	Gas Flow Rate kg/h	Efficiency W/W
-10	1174	836	4.23	30.43	1.4
-5	1520	954	4.71	39.66	1.59
0	1918	1071	5.21	50.43	1.79
5	2371	1191	5.72	62.93	1.99
10	2884	1319	6.25	77.34	2.19

Test Condition: EN12900HBP, Fan/NotControlled/220, Return Gas 20°C, Ambient 35°C, Subcooling OK. Data in accordance to EN 12900:2013 and AHRI 540:2015 polynomial equation and uncertainty guidance.

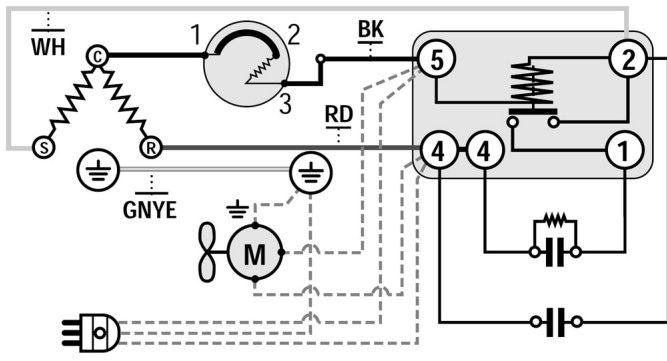
Operating Envelope



External Dimensions



Wiring Diagram



Assembly Instructions

